

Books on Building, Repairing and Designs

Repairing & Restoring

Fibreglass Repair & Maintenance

Detailed instructions on keel damage, gel coat blisters, hardware bonding, finishing and installing teak. 84 pgs. (Item **E13**).



How to Fiberglass Boats

Discusses and illustrates in detail all sheathing systems and techniques for covering wooden hulls with fiberglass. Pros and cons of various materials covered. (Item **E1e**).

Wooden Boat Restoration & Repair

An easy-to-follow guide for doing almost any wooden boat & canoe repair with traditional methods using West System™. 80 pgs. (Item **E14**).



Gelcoat Blisters: Repair & Prevention

An explanation of blistering, laminate drying techniques, repairing blister damage, epoxy barrier coat, and more. 52 pgs (Item **E15**).



West System™ Technical Manual

Includes instructions on all aspects of West System™ epoxy usage and helpful tips on building techniques and tools. (Item **E30**).



West System™ How-To DVD

Detailed instructions and guide on handling epoxy, advanced repair techniques, coating, bonding, fairing, and structural repairs on fiberglass cored and non-cored hulls, applying, repairing and preventing



gelcoat blisters and moisture protection. DVD-59 minutes (Item **E31**).

Final Fairing and Finishing

Explains the final building and repairing process. Includes techniques for fairing, barrier coating and finishing. 28pgs.(Item **E16**).




NEW Restoring Your Cedar Strip Boat- DVD by Don Husack

Step-by-step instructions to restore a cedar strip runabout, as well as stripping off paint and varnish, removing and repairing and installing ribs, steam bending, installing a transom, hull sanding, painting and varnishing and final assembly. Epoxy techniques are also covered. (Item **E1c**).




Painting & Varnishing

The keys to success is a well-conceived plan of action, correct choice of tools and materials, careful surface preparation, proper coating application and a "feel" for what you are doing. (Item **E43h**).




The Wood and Canvas Canoe by Stemlock & Thurlow

History and guide to wood and canvas construction and repair. Drawings, sketches and photos, plus fold-out plans for a 15' solo and a 17' guide canoe (Item **E1**).



Restore Your Wooden Boat: How To Do It by Those Who've Done It

A must-read for anyone considering restoring a




Books on Building, Repairing and Designs

wooden boat. Brings together instructive stories and covers a wide array of boat types from daysailers to a large cabin cruiser (Item E1d).


The Complete Wooden Runabout Restoration Guide by Danenberg

One of the world's top runabout restoration authorities addresses every aspect of restoring 1920s through 1950s wooden powerboats (Item E1d2).



London Goes to Sea: Restoring an Old Boat on a Budget by Baumgartner

Precise records illustrate every step of a 4 year wooden sailboat restoration (Item E51).



Planking & Fastening by Spectre


Techniques for fastening planking to ribs such as clenching, riveting, caulking and finishing (Item E43g).



Building from Scratch


Stripper's Guide to Canoe Building by Hazen

Covers wood strip, epoxy and fibreglass construction plus full-sized plans for seven canoes and two kayaks (Item E2).




Canoeecraft by Moores and Mohr

With a few tools and beginner skills you can choose from 7 canoe styles and follow photographs and drawings (Item E3).




Building the Maine Guide Canoe by Stelmok

A guide to building this classic canoe. Included are many photos and clear, details on wood & canvas construction. (Item E5).




Featherweight Boat Building by McCarthy

Build the Wee Lassie One or Two with step-by-step instructions, pictures and diagrams. Add materials and it's all you need to build these sleek and elegant lightweight craft (Item E4).




Building the Sweet Dream- an Ultralight Solo Canoe by Pettingill

Plans and instructions for a lightweight, solo canoe. Plywood constructed and intended for single or double paddle. Ideal for a beginner (Item E22).




Build the Six Hour Canoe by O'Brien

Plans for a quick, simply built canoe. Ideal for a school or community project (Item E43c).



The Kayak Shop by Kulczycki

Build a 16' or 18' single or a 20' touring double, plans/instructions (Item E10).



Strip-Built Sea Kayak by Schade

Building three wood strip/epoxy kayaks with easy to follow plans and instructions for solo or tandem kayaks (Item E11).



Books on Building, Repairing and Designs


Kayaks You Can Build: An Illustrated Guide to Plywood Construction by Moores and Rossel

The masters team up to teach techniques for constructing elegant wooden kayaks using plywood panels and the stick-and-glue method (Item **E21hc**).




beginner. Video (Item **E28**) Kit (Item **CnPk**).

How to Build the Catspaw Dinghy A manual to build a version (carvel instead of lapstrake planking) of 12' 8" Herreshoff Columbia Dinghy. (Item **E43i**)




New! Kayak Craft - Fine Woodstrip Construction by Moores

Designs for a 17' Endeavour, 14' Sport, 16' 6" Touring and a 20' 6" Tandem plus details for cockpits, hatches and decks (Item **E21**).




Building Small Boats

Covers plank on frame and lapstrake boat building. Ideal for understanding these two methods (Item **E43**)




Ultralight Boatbuilding by Hill


Build a skiff or canoe with photos and drawings. No lofting required and designs can be adapted to any small-boat or ultralight (Item **E43a**)




How to Build A Wooden Boat Everything you need to know to construct a carvel planked cruising boat. (Item **E41**)



Clinker Plywood Boatbuilding Manual by Iain Oughtred Explains glued clinker and lapstrake plywood construction. Includes designs and detailed plans. (Item **E39**)




Wood/Canvas Kayak Building by George Putz Guides the beginner through building a 17' or 18.5' Inuit design sea kayak. Plans included (Item **E12**)




How to Build Glued Lapstrake Wooden Boats by John Brooks & Ruth Hill Construction technique described here is durable and low maintenance. (Item **E35**)




Rip, Strip and Row by Brown, Pickett & Hartsock Full sized plans and instructions for a wood strip/epoxy 14' Cosine Wherry. The novice with basic tools can build it in 175 hrs (Item **E6**). See (Item **Ccwk**) for the Kit.




How to Build the 12' 6" Haven by Maynard Bray A keel and centreboard variation of the Herreshoff 12 1/2'. Each step is explained and illustrated. (Item **E43j**)



Building the Nutshell Pram by Maynard Bray Easy to follow manual (Item **E9**) Using plywood and simple tools. A perfect project for the



How to Build the Shellback Dinghy by Eric Dow Build this 11' 2" dinghy with step-by-step instructions. This




Books on Building, Repairing and Designs

modern classic rows, tows, and sails beautifully. (Item **E43d**)


How to Build the Gloucester Light Dory by Harold Payson

A manual to build a rowing dory that is fast, seaworthy and a delight to row using simple plywood construction. (Item **E43e**)




How to Build the Ocean Pointer by Stimson Step by step building of a 19' 6"

Outboard Skiff, based on a round-bilged skiff known as the West Pointer. Rated from 25-75 hp (Item **E43f**)



New Plywood Boats by Jones

A detailed description for plywood built row & paddle-boats to multi-hulls. (Item **E52**)



Building the Weekend Skiff by Butz


Four sheets of plywood and a weekend combine to make a skiff for sail, row, or power. (Item **E43cs**)



Designs

Designs to Inspire: Selections from the Rudder (1897 to 1942) by Anne and Maynard Bray

Power and sail craft designs hidden away in old issues of *The Rudder* magazine including line drawing and captions. (Item **E33**)




Paul Gartside Plans

Includes plans for four dozen




boat designs ranging from 6 ft. to 45 ft. Construction methods range from plank on frame to plywood and also a variety of glue techniques (Item **Epg**).


GLEN-L Book of Boat Designs 240 designs for boats ranging from 6' to 55' plus kayaks, runabouts and skiffs in plywood, stitch-n-glue, strip, cold moulded and fibreglass construction. (Item **E8**)




Thirty Wooden Boats Designs for power boats, daysailers, cruisers, canoes, kayaks, and pulling boats plus how to read boat plans. (Item **Ea**)




Forty Wooden Boats Designs for kayaks of various materials, canoes, peapods, catamarans, daysailers, rowing shells and skiffs (Item **Eb**)



Fifty Wooden Boats From prams to schooners, drawings identifying parts of a wooden boat, a guide to selecting wood, and reading boat plans. (Item **Ec**)



Lofting by Allan Vaitse Leads you through lofting (drawing lines of a boat to full-size) to getting shapes and patterns for building. (Item **E38**)



Small Craft Plans by Benford Design Group 15 Plans ready to loft to full size with boats ranging from 7-18' (Item **E23**)




Books on Building, Repairing and Designs

Others

Story of the Chestnut Canoe by Ken Solway

The Chestnut Canoe Company began in 1897 and was significant in the development of the canoe. Photos and images from historical catalogues illustrate this Maritime story. (Item E27)




When the Chestnut was in Flower

This work by Roger MacGregor traces the history of the famous Chestnut canvas canoe. Includes photographs and company papers as well as notes from travellers, the sporting press, and canoe builders. (Item E27a).




Canoe Paddles: A Guide to Making One by Warren & Gidmark Plans for paddles that you will use and keep. Covers wood, tools, adhesives for single, double blade and bent shaft paddles and how to protect them. (Item E44).




Birchbark Canoe: Living Among the Algonquin by Gidmark

Building a birchbark canoe and the author's apprenticeship learning skills and language of the Quebec Algonquin. (Item E36).



The Canoe: A Living Tradition, John Jennings ed. Over 400 photos illustrate the canoe's development and how kayaks, dugouts and



Inuit umiaks affected the history of North America. (Item E48).


Expectant Father's Cradle Boat by Spectre & Smith

A guide for anyone wanting to create a unique experience for a new baby by building a boat cradle (Item E4).




Confessions of a Boat builder: J. Rosborough

Reveals trials and triumphs of designing, building, outfitting, and operating vessels and the character of the builder who grasped one of the last windows of opportunity before the decline of the wooden boat-building industry (Item E26).



Chris Craft 1922 1972 , by Mollica & Savage

Restored and archival photos of 50 years of Chris Craft history plus photos of Cavaliers, Sea Skiffs, Sportsman, Super Sport, Racing Runabout, Cobra, Riviera, Capri, Holiday, Continental, Commuting Cruiser, Constellation and more. (Item E45b).



Canoe Rig by Todd Bradshaw

The illustrations might spark a desire to look at how the wind can move your boat. Instructions for building sails, spars, leeboards, and centreboards can be applied to a daysailer -not just canoes. (Item B34).

